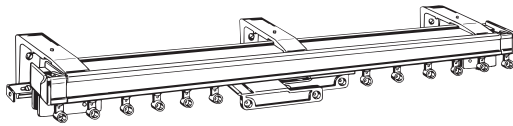
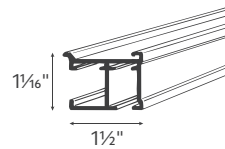


Architrac® Series 94001 Assembled Set

TRACK STYLE




DIMENSIONS



Track Overview

- AMP™ Motorization available
- Heavy duty, ball bearing pulleys
- Heavy duty, wheeled (Ripplefold™) or ball bearing (pleated) carriers
- Wall or ceiling mount available
- Multiple draw options available; manual or motorized draw
- Can be curved or bent. Not available on motorized tracks.
Curved and bent cannot be convex.

Available Track Colors



Available Draw Types



Specifications

PROFILE	DESCRIPTION	MATERIAL	HEADING STYLE	MOUNT	DRAW	MAX. TRACK SET LENGTH (FT.)	MAX. FABRIC WEIGHT (LBS.)	LBS. PER FT.		
	94001 Manual or Motorized Draw can be angular bent using 12" radius or circular curved (94001 cannot be convex curved or convex bent and AMP™ Motorization rods cannot be bent or curved)	Extruded of 0.050" 6063T5 aluminum alloy powder coat paint	Pleated, Ripplefold™	Ceiling, Wall, Recessed	One-Way	Manual	20	Manual	80	4
					One-Way	Motorized	16	Motorized	64	4
					Two-Way	Manual	40	Manual	160	4
					Two-Way	Motorized	16	Motorized	64	4

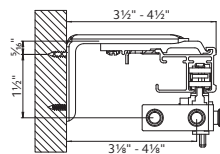
Maximum track lengths and maximum fabric weights do not apply to curved tracks. Send complete specifications to customer service for feasibility.

Installation

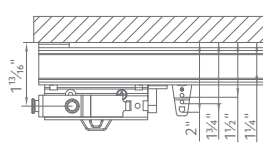
Install according to instructions.

Support Spacing: Place bracket at each end, place next bracket a maximum of 24" from first, then place remaining brackets at 48" intervals over the remainder of the track. Spacing may need to be shortened for heavier draperies.

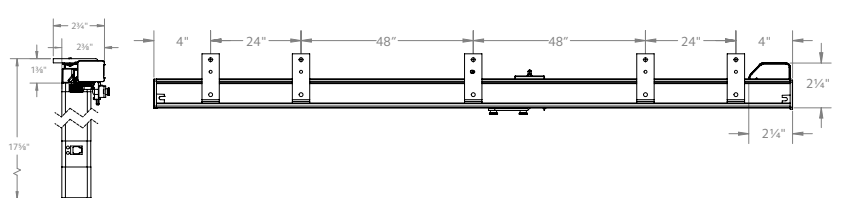
WALL MOUNT



CEILING MOUNT



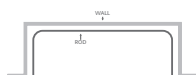
AMP™ MOTORIZATION MOUNT



Bend Styles

All bends must include returns except corner with 90° bend. Architrac® Series 94001 with AMP™ Motorization cannot be bent or curved.

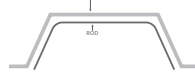
STYLE 1: RECESS



STYLE 2: BOW



STYLE 3: BAY








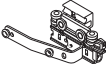












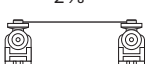

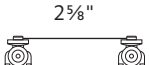


STYLE 4: CORNER



STYLE 5: CURVED



Track Components

Wheeled Master Carriers		
Item	Product Description	Notes
 Right 84110  Left 84111	Buttmaster Carriers Right 84110 Left 84111 Heading Style: Pleated, Ripplefold™ Color: 025 White, 059 Black	Drapery panels butt together at center, no flat areas to overlap 
 Right 84213  Left 84214	Buttmaster Carriers Right 84213 Left 84214 Heading Style: Ripplefold™ Color: 059 Black, 061 Zinc	
 Right 84103  Left 84104	Overlap Carriers Right 84103 Left 84104 Heading Style: Pleated, Ripplefold™ Color: 059 Black, 061 Zinc	
 Right 84107  Left 84108	Through Fabric Carriers Right 84107 Left 84108 Heading Style: Pleated Color: 061 Zinc	
 Right 84105  Left 84106	Over the Top Carriers Right 84105 Left 84106 Heading Style: Pleated Color: 061 Zinc	
Ball Bearing Wheeled Master Carriers		
	25mm Ball Bearing Carrier 9670 Color: 025 White	
	16mm Ball Bearing Carrier 86700 Color: 025 White, 061 Gray, 064 Bronze, 059 Black	
Ripplefold™ Wheeled Carriers		
 1 7/8"	120% Ripplefold Carrier 82120 Color: 025 White, 059 Black	
 2 1/8"	100% Ripplefold Carrier 82100 Color: 025 White, 059 Black	
 2 3/8"	80% Ripplefold Carrier 82080 Color: 025 White, 059 Black	
 2 5/8"	60% Ripplefold Carrier 82060 Color: 025 White, 059 Black	
	Two Sides Snap Pendant 82001 Color: 025 White, 061 Gray, 064 Bronze, 059 Black,	To be used with Ripplefold wheeled carriers (82120, 82100, 82080, 82060)